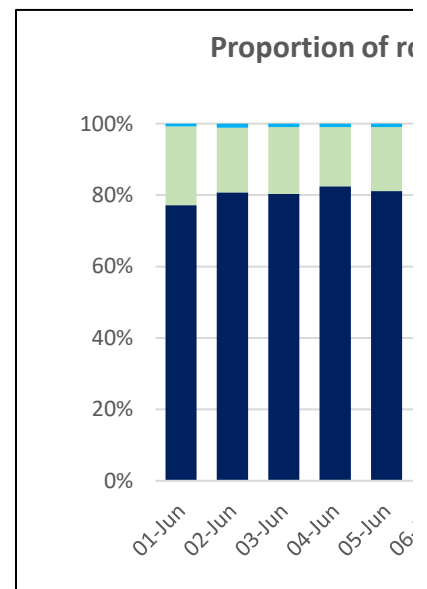
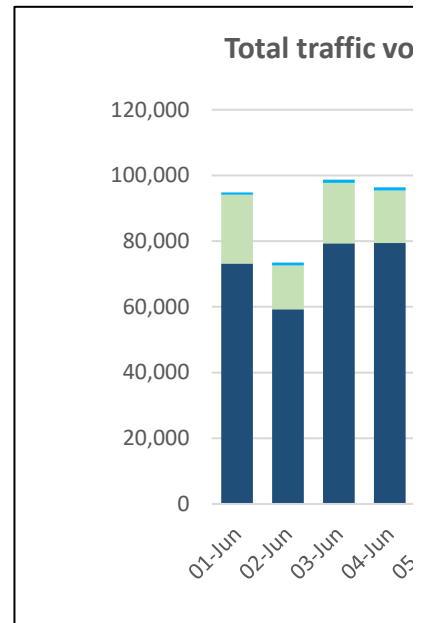


# Total traffic volumes per month for June 2024

Data accessed 02/07/2024

## 1. Total number of road users per week (combined motorised vehicles)

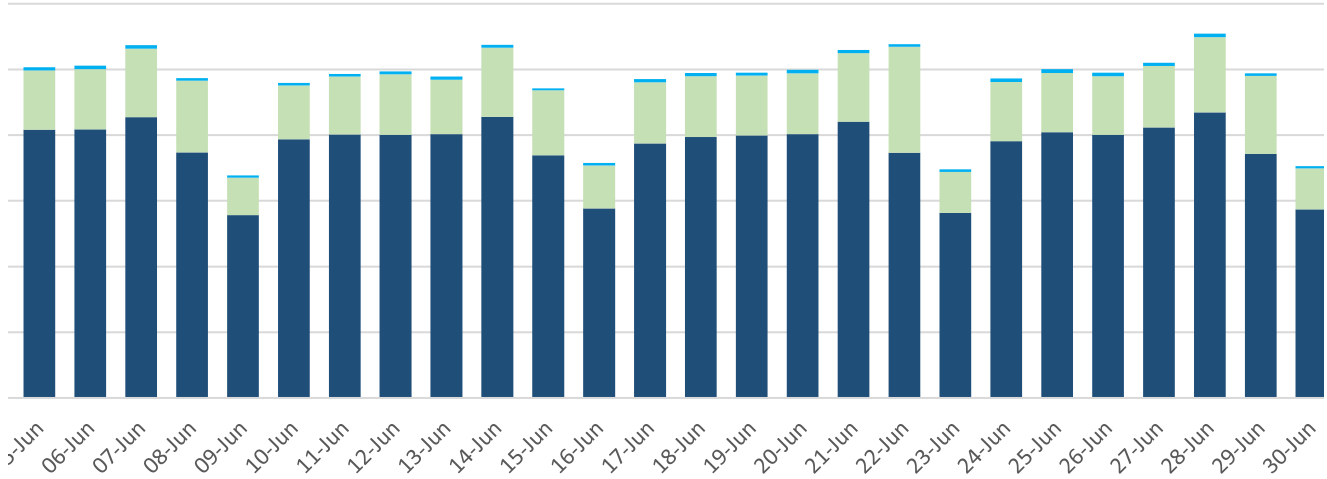
Day	Total Motorised	Pedestrian	Cyclist
01-Jun	73,225	20,891	754
02-Jun	59,295	13,304	843
03-Jun	79,307	18,446	954
04-Jun	79,415	16,014	907
05-Jun	81,691	18,007	962
06-Jun	81,804	18,287	1,027
07-Jun	85,509	20,854	987
08-Jun	74,794	21,782	808
09-Jun	55,667	11,398	715
10-Jun	78,782	16,334	777
11-Jun	80,164	17,639	860
12-Jun	80,143	18,399	910
13-Jun	80,275	16,642	925
14-Jun	85,555	21,047	860
15-Jun	73,881	19,762	626
16-Jun	57,664	13,101	764
17-Jun	77,463	18,658	917
18-Jun	79,440	18,469	1,020
19-Jun	79,908	18,213	917
20-Jun	80,343	18,439	1,088
21-Jun	84,153	20,801	1,003
22-Jun	74,657	32,228	818
23-Jun	56,305	12,509	792
24-Jun	78,160	17,989	1,090
25-Jun	80,851	18,073	1,162
26-Jun	80,129	17,798	1,057
27-Jun	82,346	18,679	1,021
28-Jun	86,958	22,867	1,068
29-Jun	74,291	23,768	807
30-Jun	57,405	12,477	648
<b>Total</b>	<b>2,279,580</b>	<b>552,875</b>	<b>27,087</b>



---

---

### Volume per day and class



---

### Load users by day and class (%)

